



**KHSAA TITLE IX  
ANNUAL REPORT SUBMISSION  
STATUS REPORT  
2007-2008**

KHSAA  
Form T65  
Revised 3/08

TO: KHSAA Member School Superintendents, Principals, and Athletic Directors

FROM: Brigid L. DeVries, Commissioner  
Larry Boucher, Assistant Commissioner

Date: 4/22/2008

School	Kentucky Country Day	Reviewed by	Jenny McCarty
--------	----------------------	-------------	---------------

The following is a status report regarding the required 2007 - 2008 Title IX Annual Report submission of forms due into the KHSAA office by April 15, 2008. Appropriate KHSAA Audit Team personnel have reviewed these forms and the following is a summary of this review.

I. Checklist of Forms properly submitted in a satisfactory manner:

<input checked="" type="checkbox"/>	GE 19 (Annual Verification)	<input checked="" type="checkbox"/>	T-35 (Budget Expenses)
<input checked="" type="checkbox"/>	T-1 (Summary Program Chart 1)	<input checked="" type="checkbox"/>	T-36 (Budget Expenses)
<input checked="" type="checkbox"/>	T-2 (Summary Program Chart 2)	<input checked="" type="checkbox"/>	T-41 (Checklist – Overall Interscholastic Program)
<input checked="" type="checkbox"/>	T-3 (Summary Program Chart 3)	<input checked="" type="checkbox"/>	T-60 (Corrective Action Plan)
<input checked="" type="checkbox"/>	T-4 (Summary Program Chart 4)	<input checked="" type="checkbox"/>	T-63 (Interscholastic Survey Results)

II. Status

A.	<input checked="" type="checkbox"/>	2007 – 2008 Forms are satisfactory and no further information or action is necessary at this time.
B.		Errors have been noted with respect to the following forms:
C.		The following forms were omitted and must be submitted by school representatives:
D.		According to the 2007-2008 data, the school appears to be meeting the standards established in: <input checked="" type="checkbox"/> Test 1 (Athletic participation is proportionate to enrollment) <input type="checkbox"/> Test 2 (History and continuing practice of program expansion) <input checked="" type="checkbox"/> Test 3 (Full and effective accommodation of interests and abilities)
E.		Other Recommendation and Comments: <ul style="list-style-type: none"> <li>• Great ideas for increasing athletic participation</li> <li>• Thanks for all your hard work!</li> </ul>



**KENTUCKY HIGH SCHOOL ATHLETIC ASSOCIATION**  
**2007-2008 ANNUAL VERIFICATION OF TITLE IX PROCEDURES**

*KHSAA Form GE19  
Rev. 12/07*

(To be submitted by April 15, 2008 along with other required forms)

The Kentucky Country Day High School, Louisville, Kentucky  
 (Name of High School) (City)

certifies to the Kentucky High School Athletic Association that the following is an accurate and true representation of the facts surrounding compliance with 20 U.S.C. Sections 1681-1688, et. Seq. (also known as Title IX)

**I certify the following provisions in accordance with records at the school contained in the permanent Title IX file, at least one copy of which must be maintained in the Principal's office, and to the best of my knowledge have completed the following tasks.**

Established a gender equity committee at the high school. (list committee personnel and provide attachment if necessary)

Name	Address	Phone	Title
(Supt., Principal, Student, Parent, Coach, Etc.)			
Dr. J. Tim Green	Louisville, KY	502-423-0440	Athletic Director, coach, parent, Des. Rep.
Jerry Leowen	Louisville, KY	502-423-0440	MS Principle, coach, parent
Marche Harris	Louisville, KY	502-423-0440	US Principle
Jason Geer	Prospect, KY	502-423-0440	Student
Mollie Dobbins	Louisville, KY	502-423-0440	Student
Kaye Dwyer	Louisville, KY	502-423-0440	School Employee, Parent

Scheduled a minimum of three meetings during the 2007-2008 school year on the following dates:

December 21, 2007
February 5, 2008
March 29, 2008

Designated the following person(s) as the Title IX coordinator for the school:

Name	Title	Address	Phone
Dr. J. Tim Green	Athletic Director	Louisville, KY	502-423-0440

Designated the following person(s) as the Title IX coordinator for the district:

Name	Title	Address	Phone
N/A			

School personnel are continuing to make periodic reviews of the boys' and girls' athletics program reflected in the Corrective Action Plan.

In addition to the above information, the above referenced school maintains a complete permanent file relative to Title IX records including copies of the self-assessment audit, all corrective action plans, and other related materials.

*Marche Harris*  
Principal's Signature

3-20 2008  
Date

*[Signature]*  
Superintendent Signature

NA - independent school  
School Board Chairpersons' Signature

*(Send original copy to KHSAA - Maintain duplicate in Title IX school folder)*

**2007-2008**  
**ACCOMMODATION OF INTERESTS AND ABILITIES**  
**SUMMARY PROGRAM CHART 1**

KHSAA  
 Form T1  
 Rev. 12/07

**Participation Opportunities Test One**

		(Column 1)	(Column 2)	(Column 3)	(Column 4)
	Program	Enrollment	Percentage of Total Enrollment	Number of Interscholastic Participants (double and triple count)	Percentage of Total Participation
Row 1	GIRLS	126	47%	245	49%
Row 2	BOYS	142	53%	254	51%
Row 3	Totals	268	100%	499	100%

Instructions:

\*Number of 8<sup>th</sup> grade students & below used in Column 3 and Column 4 calculations if applicable: 49

- 1) Determine the total number of girls enrolled, (place in Row 1, Column 1). Determine the total number of boys enrolled, (place in Row 2, Column 1).
- 2) Add the total number of girls and boys enrolled to determine total enrollment, (place in Row 3, Column 1).
- 3) Calculate the percentage of total enrollment that is female. (Divide Row 1, Column 1 by Row 3, Column 1 and place in Row 1, Column 2.) Calculate the percentage of total enrollment that is male. (Divide Row 2, Column 1 by Row 3, Column 1 and place in Row 2, Column 2.) Note: Row 1, Column 2 plus Row 2, Column 2 should total 100%.
- 4) Ask the head coaches to review the most updated eligibility or squad lists for their teams. Ask coaches to confirm the names of those individuals who are on the team as of the first **date of regular season competition**, and cross out the names of those who were cut from the team or quit the team prior to the first regular season competitive event. Determine the total number of interscholastic athletics participants that are girls, (and place in Row 1, Column 3). In order to determine the total number of athletics participants, an individual should be counted each time he or she participates on a team. For example, if Jane Doe competes on the varsity volleyball team, the junior varsity volleyball team, the junior varsity basketball team, and the varsity softball team, she should be counted as four participants (**do not include club or intramural sports participants, cheerleaders, dance teams, or pom squads**). Calculate the same way for boys and girls. \* In addition, should 8<sup>th</sup> grade students and below play on a Freshman, Junior Varsity, or Varsity team, they should also be counted for each team and sport on which they participate. If applicable, please asterisk the above notation as to how many 8<sup>th</sup> grade students & below are included in the totals.  
 Using the same procedure, determine the total number of interscholastic athletic participants that are boys, (and place in Row 2, Column 3). Add Row 1, Column 3 plus Row 2, Column 3 to get total participants and place in Row 3, Column 3.
- 5) Calculate the percentage of female participation. (Row 1, Column 3 divided by Row 3, Column 3 and place in Row 1, Column 4.) Calculate the percentage of male participation. (Row 2, Column 3 divided by Row 3, Column 3 and place in Row 2, Column 4.) Note: Row 1, Column 4 plus Row 2, Column 4 should total 100%.

Note: While being within three percent is not a formal compliance standard; if the percent listed in Row 1, Column 4 is within 3% of Row 1, Column 2, then it provides a good target within which compliance is likely.

Principal's Signature: Mandy E. Ann Date: 3-20-08

2007-2008  
ACCOMMODATION OF INTERESTS AND ABILITIES  
SUMMARY PROGRAM CHART 2

KHSAA  
 Form T2  
 Rev. 12/07

Participation Opportunities Test Two

			Column 1	Column 2	Column 3	Column 4	Column 5
Program			Number of Teams Currently Offered	Number of Participants	Number of Teams Added Since the beginning of the 2003-2004 School Year	Current Number of Participants for each team added Since the beginning of the 2003-2004 School Year	Percent of Total Participation By Sex Added Since the beginning of the 2003-2004 School Year
GIRLS	Row 1	varsity:	11	172	1	22	
	Row 2	j.v.:	5	73	0	0	
	Row 3	frosh:	0	0	0	0	
	Row 4	total:	16	245	1	22	9%
BOYS	Row 5	varsity:	11	174	0		
	Row 6	j.v.:	5	80	1	21	
	Row 7	frosh:	0	0	0	0	
	Row 8	total:	16	254	1	21	8%

- 1) For Column 1, list the number of interscholastic teams offered for girls and boys at each competitive level (varsity, junior varsity, and freshman). For girls, total each of the entries in Rows 1, 2, and 3 into Row 4. For boys, total Rows 5, 6, and 7 into Row 8.
- 2) For Column 2, list the number of participants at each level. For girls, total each of the entries in Rows 1, 2, and 3 into Row 4. For boys, total Rows 5, 6, and 7 into Row 8. **Note:** The totals in Row 4 for girls and in Row 8 for boys must be the same as the totals in Form T-1, Column 3, Rows 1 and 2 respectively.
- 3) For Column 3, list the number of interscholastic teams that have been added in the last five years at each competitive level. Count each team added during the 5 year period only one time. e.g. Girl's junior varsity soccer was added 3 years ago, count the team only once, not 3 times. For girls, total the entries in Rows 1, 2, and 3 into Row 4. For boys, total Rows 5, 6, and 7 into Row 8.
- 4) For Column 4, list the number of participants that are **currently** on each level of the teams that were added in the last five years. If a team was added previously but no longer exists, there are no current participants to be added for that team. For girls, total the entries in Rows 1, 2, and 3 into Row 4. For boys, total Rows 5, 6, and 7 into Row 8.
- 5) For Column 5, calculate the percentage of participants that have been added in the last five years. For girls, take the number in Column 4, Row 4 and divide by the number in Column 2, Row 4. For boys, take the number in Column 4, Row 8 and divide it by the number in Column 2, Row 8.

Note: If the percentage of current participants added in the last five years is 25% or greater, compliance with Test Two may be possible. If less than 25%, then compliance with Test Three should be analyzed. **CAUTION:** 25% is not a formal compliance standard.

Principal's Signature: Marche G. Ham Date: 04/17/08

**2007-2008**  
**ACCOMODATION OF INTERESTS AND ABILITIES**  
**SUMMARY PROGRAM CHART 4**

**Levels of Competition Test One**

		Column 1	Column 2	Column 3
Girls	Team Levels	Number of Teams Currently Offered	Number of Participants	Percentage of Participants at Each Level
Row 1	varsity:	11	172	70%
Row 2	j.v.:	5	73	30%
Row 3	frosh:	0	0	0
Row 4	total:		245	100%
<b>Boys</b>				
Row 5	varsity:	11	174	68%
Row 6	j.v.:	5	80	32%
Row 7	frosh:	0	0	0
Row 8	total:		254	100%

- 1) Column 1, list the number of interscholastic teams offered for girls and boys at each competitive level; varsity, junior varsity, and freshman. (Refer to Form T-2, Accommodation of Interests and Abilities, Summary Program Chart 2, Column 1.)
- 2) For Column 2, list the number of participants at each level. For girls, total the entries in Rows 1, 2, and 3 into Row 4. For boys, total the entries in Rows 5, 6, and 7 into Row 8. (Refer to Form T-2, Accommodation of Interests and Abilities, Summary Program Chart 2, Column 2.)
- 3) For Column 3, calculate the percentage of female and male participants at each level.  
For girls' varsity, junior varsity, and frosh, respectively:
  - Divide Column 2, Row 1 by Column 2, Row 4, and place the percentage in Column 3, Row 1
  - Divide Column 2, Row 2 by Column 2, Row 4, and place the percentage in Column 3, Row 2.
  - Divide Column 2, Row 3 by Column 2, Row 4, and place the percentage in Column 3, Row 3.
  -
 For boys' varsity, junior varsity, and frosh, respectively:
  - Divide Column 2, Row 5 by Column 2, Row 8, and place the percentage in Column 3, Row 5.
  - Divide Column 2, Row 6 by Column 2, Row 8, and place the percentage in Column 3, Row 6.
  - Divide Column 2, Row 7 by Column 2, Row 8, and place the percentage in Column 3, Row 7.


Principal's Signature:  Date: 3-20-08

**ACTUAL EXPENDITURES - PROGRAM COMPARISON CHART 1  
TO INCLUDE BOOSTER CLUB FUNDING**

	equipment and supplies		travel		awards		coaches' salaries (to include supplemental and extended employment; dollar amount required)		facilities improvements		publications (if sport-specific)	
	Expenditures		Expenditures		Expenditures		Expenditures		Expenditures		Expenditures	
	School	Booster	School	Booster	School	Booster	School	# Coaches for all levels / # Teams for all levels	School	Booster	School	Booster
G basketball	9534.23		2179.98		416.00		5132.00	3 / 2	727.79	1710.00		
B basketball	10935.24		1118.00		173.63		3700.00	2 / 2	662.75	510.00		
G softball	4254.07		498.00		348.47		6128.00	3 / 2	520.00			
B baseball	4693.03		2200.00		268.12		6627.00	4 / 3				
G cross country	1562.55		168.75		410.29		1226.50	1 / 1				
B cross country	1562.55		168.75		410.29		1226.50	1 / 1				
G golf	570.00		302.15		70.40		1485.00	1 / 1				
B golf	570.00		302.15		70.40		1952.00	1 / 1				
G soccer	4193.82		480.00		251.12		4255.00	2 / 2	369.99	4088.00		
B soccer	3470.59		1225.72		251.12		4255.00	2 / 2	369.99	3047.50		
G swimming	344.00		1046.14		186.00		1980.50	1.5 / 1				
B swimming	344.00		1046.14		186.00		1980.50	1.5 / 1				

1. Total expenditures on T-35 and T-36 on the 2007-2008 year report due by April 15, 2008, should reflect the total monies spent (rounded off to nearest dollar) for the entire school year of 2006-2007 ending June 30, 2007.

2. Booster Club Funding/Contributions must be included in the above expenditures total. (Note: It is illegal for coaches to be paid by Booster Clubs - Reference KHSAA Bylaw 27)

Principal's Signature:  Date: 3-20-08

ACTUAL EXPENDITURES - PROGRAM COMPARISON CHART 2  
TO INCLUDE BOOSTER CLUB FUNDING

	equipment and supplies		travel		awards		coaches' salaries (to include supplemental and extended employment; dollar amount required)			facilities improvements		publications (if sport-specific)	
	Expenditures		Expenditures		Expenditures		Expenditures			Expenditures		Expenditures	
	School	Booster	School	Booster	School	Booster	School	# of Coaches for all levels / # of Teams for all levels	School	Booster	School	Booster	School
G track	1846.46		1012.00		397.35		3607.50	2.5 / 1					
B track	1846.46		1012.00		397.34		3607.50	2.5 / 1					
G tennis	2870.69		633.12		179.12		2327.00	1.5 / 2	1410.00				
B tennis	756.20		390.92		179.12		2270.00	1.5 / 2	1410.00				
G volleyball	3856.55		830.25		351.02		4038.00	3 / 2	548.75	510.00			
B wrestling	2724.73		710.0		458.40		2228.00	1 / 1	548.75				
G Field Hockey	11653.89		320.00		428.20		8072.00	6 / 3	1672.47	2210.00			
B football	10220.66		3088.00		426.12		9222.00	6 / 2	369.99	510.00			
G Lacrosse	5463.48		360.00		301.11		5454.00	4 / 2	1343.50				
B Lacrosse	6286.65		682.00		290.47		3309.00	2 / 1	1343.50				

1. Total expenditures on T-35 and T-36 on the 2007-2008 year report due by April 15, 2008, should reflect the total monies spent (rounded off to nearest dollar) for the entire school year of 2006-2007 ending June 30, 2007.

2. Booster Club Funding/Contributions must be included in the above expenditures totals. Indicate percentage of total expenditures for each gender. (If disparities are obvious, list on your Corrective Action Plan (T-60) what action you will take to correct the problem).

Gender	Expenditures	Percentage
Boys	\$ 107,614.78	48.1%
Girls	\$ 116,134.71	51.9%
<b>Total:</b>	<b>\$ 223,749.49</b>	<b>100%</b>

Principal's Signature: *Mark E. [Signature]* Date: 3-20-08

**2007-2008 KHSAA TITLE IX ATHLETICS AUDIT**  
**Checklist - Overall Interscholastic Athletics Program**

KHSAA  
Form T41  
Rev. 12/07

**DIRECTIONS:**

For the Areas of Compliance (Opportunities and Benefits) listed on the left hand side of the page, place a checkmark under the appropriate column identifying whether your school provided an advantage to the Girls' Program, or to the Boys' Program or to Neither Program. A review of T-35 and T-36 spending patterns might be helpful in completing this form.

Areas of Compliance:	ADVANTAGE TO:		
	GIRLS' PROGRAM	BOYS' PROGRAM	NEITHER PROGRAM
<b>OPPORTUNITIES</b>			
Accommodation of Interest and Abilities			√
<b>BENEFITS</b>			
Equipment and Supplies			√
Scheduling of Games and Practice Time			√
Travel and Per Diem Allowances			√
Coaching	√		
Locker Rooms, Practice and Competitive Facilities			√
Medical and Training Facilities and Services			√
Publicity			√
Support Services			√
Athletic Scholarships			NA
Tutoring			NA
Housing and Dining Facilities and Services			NA
Recruitment of Student Athletes			NA

If an advantage is shown, corrective action should be shown on T-60 (Corrective Action Plan).

Principal's Signature:  Date: 3-20-08



SCHOOL NAME

2007-2008

TITLE IX

CORRECTIVE ACTION PLAN

Kentucky Country Day

**DIRECTIONS:**

1. For Column 1, indicate the intended area (Opportunities or Benefits) which needs corrective action in order to achieve gender equity. For Column 2, write the suggested change or activities that will correct the area in need of alteration. For Column 3, include the estimated completion date for the changes or activities.
2. It is possible to attain compliance with Title IX and no longer need "corrective" action. However, the KHSAA strongly encourages compliant schools to identify items for improvement (Column 1), activities to accomplish the improvement (Column 2) and a timetable for completion (Column 3) that will strengthen the athletic program.
3. You may copy this form as needed. Please attach corrective action plans along with audit forms and submit by April 15, 2008.

COLUMN 1 ITEM FOR CORRECTION/ IMPROVEMENT	COLUMN 2 SUGGESTED CHANGE/ ACTIVITIES	COLUMN 3 TIME TABLE FOR CORRECTIVE ACTION/ AND OR COMPLETION DATE
Poor meeting room and locker room accommodations for all teams	Build additional locker rooms and a meeting room that can accommodate all KCD teams (boys and girls)	Integrate additional space as a part of next Capital Campaign. Probable Timetable is 5-7 years.
Increase interest in participation in fast-pitch softball	Begin summer camps targeting children; improve advertisement of intramural program for lower schoolers; promote the program to high schoolers	Integrate all aspects of plan over the next school year (beginning with a summer camp this summer)
Increase interest in participation in boys lacrosse	Better advertise summer camp and intramural options for our younger students. Promote the program to high schoolers	Integrate all aspects of plan over the next school year (beginning with summer camp this summer)

Principal's Signature: Mark G. Am

Date: 3-20-08



**2007-2008 INTERSCHOLASTIC  
ATHLETICS SURVEY**  
Summary of Student Responses

KHSAA  
Form T63  
Rev.12/07

School Name: Kentucky Country Day School

**Enrollment**  
(9-12 Grade): 268 (SHOULD AGREE WITH FORM T-1, COLUMN 1, ROW 3)

**Number of 9-11 Grade Students Surveyed:** 219

**Number of 8<sup>th</sup> Grade Students Surveyed:** 0

Date: March 17, 2008

Completed By: Dr. J. Tim Green and Brandon Davis

**Instructions:**

1. Summarize the Student Athletics Interest Surveys Form T-61 by listing the total number of responses on the line next to each sport.
2. Under the Other Category please provide a listing of the sports as well as the number of students who are interested in participating.
3. Please sign and date this Summary Form (T-63) and mail this Summary Form only to the KHSAA by April 15, 2008. Do not mail the student surveys (Form T-61). However, these Forms should be maintained in your files in the event they are requested subsequently.

268 Number of Surveys *92<sup>th</sup>*

219 Total Returned *(A minimum of 80% return is expected)*

9-12 Grades Surveyed *(Should be grades 9-11 and 8<sup>th</sup> grade if school has a feeder system)*

How Was The Survey Administered? During Advisee Period  
(e.g. was it given in all English classes, or all home rooms, or advisee/advisor?)

**KHSAA Sanctioned Fall Sports** *(List Total Number of Participation Responses)*

- 7 Cross Country (Girls)
- 8 Cross Country (Boys)
- 43 Football (Boys)
- 8 Golf (Girls)
- 13 Golf (Boys)
- 21 Soccer (Girls)
- 21 Soccer (Boys)
- 22 Volleyball (Girls)

**Winter Sport** (*List Total Number of Participation Responses*)

Form T-63  
Rev. 12/07

<u>13</u>	Basketball (Girls)
<u>34</u>	Basketball (Boys)
<u>5</u>	Indoor Track (Girls)
<u>8</u>	Indoor Track (Boys)
<u>17</u>	Swimming & Diving (Girls)
<u>2</u>	Swimming & Diving (Boys)
<u>7</u>	Wrestling (Boys)

**Spring Sport** (*List Total Number of Participation Responses*)

<u>22</u>	Baseball (Boys)
<u>7</u>	Fast Pitch Softball (Girls)
<u>17</u>	Tennis (Girls)
<u>25</u>	Tennis (Boys)
<u>15</u>	Track (Girls)
<u>24</u>	Track (Boys)

**Non-KHSAA Championship Sports** (*From Student Survey T-61 Question 10*)

<u>49</u>	Archery
<u>29</u>	Field Hockey
<u>33</u>	Bowling
<u>9</u>	Gymnastics (Boys)
<u>4</u>	Gymnastics (Girls)
<u>28</u>	Ice Hockey
<u>33</u>	Lacrosse (Boys)
<u>36</u>	Lacrosse (Girls)
<u>33</u>	Rifle
<u>29</u>	Rodeo
<u>7</u>	Slow Pitch Softball
<u>21</u>	Volleyball (Boys)
<u>0</u>	Water Polo
<u>20</u>	Weightlifting

**Number of Students who participate in Intramural Sports**  
(*From Student Survey T-61 Question 5*)

<u>Sport</u>	<u>Number</u>
Field Hockey	4
Lacrosse	4
Baseball	1
Frisbee	1
Soccer	1

**List Intramural Sports students are interested in adding:**  
*(From Student Survey T-61 Question 6)*

Form T-63  
 Rev. 12/07

<u>Sport</u>	<u>Number</u>
None listed	

**Participation in Non-School Sports Activities**  
*(From Student Survey T-61 Question 7)*

<u>Sport</u>	<u>Number</u>
Soccer	24
Tennis	17
Field Hockey	13
Equestrian	13
Lacrosse	5
Basketball	4

**Reasons for not participating in interscholastic athletics**  
*(From Survey Question 8)*

- 17 I prefer other activities such as band, chorus, etc.
- 29 I don't have time
- 7 The practice schedules and game times are inconvenient
- 9 The sport I like isn't offered
- 2 It's too expensive
- 6 I prefer to participate in club or intramural sports
- 9 Working
- 15 Other:

Student Suggestions to encourage participation  
 Require one season of sport each year

Offer more intramurals

Make times more convenient for players

  
 Principal's Signature


3-20-08  
 Date

# **Title IX Oversight Committee**

## **December 21, 2007**

### **Meeting One Agenda**

- I. Welcome and Introductions
- II. Overview of Title IX Process in Kentucky
- III. Discussion of Process for KCD
  - a. Financial Review
  - b. Facilities and Offerings Review
  - c. Purpose of Committee
- IV. Discussion of Last Year's Title IX report
- V. Discussion of Current Challenges and Goals for Improvement
- VI. Conclusion




# **Title IX Oversight Committee**

## **February 5, 2008**

### **Meeting Two Agenda**

- I. Welcome and review of previous meeting
- II. Review of Title IX Process in Kentucky
- III. Discussion of Financial Reports for Title IX report
  - a. Form T-35
  - b. Form T-36
  - c. Financial Addendum – General Monies spent
- IV. Comparison of Current Report to 2007 Report
- V. Plan for Meeting 3
  - a. tour of facilities
  - b. Action Plan Development
  - c. Participation Numbers
- VI. Conclusion




# **Title IX Oversight Committee**

## **March 29, 2008**

### **Meeting Three Agenda**

- I. Welcome and review of previous meeting
- II. Discussion of Participation Reports for Title IX report
  - a. Form T-1
  - b. Form T-2
  - c. Form T-4
- III. Discussion of Advantage/Corrective Action Forms
  - a. Form T-41
  - b. Form T-60
- IV. Distribution of 2007/2008 Title IX Report
- V. Tour of Facilities/Discussion
- VI. Conclusion



**KCD Athletic Department**  
**KHSAA Form T35 ad T36 Addendum 2007/2008**

The following items/improvements were provided by the booster club to the athletic program and reflect no gender specific purchases:

Performance Training Equipment (lifting machine) - \$2,500.00

Gymnasium and Hallway Renovations/Updates - \$24,000.00\*

Framing of Jerseys for Hallways - \$2,150.00

\* Specific items purchased are listed on Booster Club Acknowledgement listing in Title IX Report



# **Kentucky Country Day School Athletic Department Uniform Purchasing Rotation**

## **2006-2007 Budget Year**

Varsity Soccer - \$2,400.00  
Middle School Track/Cross Country - \$1,100.00  
Freshman/JV Field Hockey - \$3,800.00  
Middle School Basketball - \$2,200.00  
Varsity Lacrosse - \$7,000.00  
Varsity Basketball - \$4,800.00  
**Total - \$21,300.00**

## **2007-2008 Budget Year**

Middle School Track - \$2,400.00  
Middle School Volleyball - \$2,000.00  
Middle School Field Hockey - \$3,600.00  
Cross Country - \$2,200.00  
Middle School Soccer - \$2,400.00  
MS Lacrosse - \$4,800.00  
Track - \$2,600.00  
**Total - \$20,000.00**

## **2008-2009 Budget Year**

Varsity Volleyball - \$3,000.00  
JV and Varsity Baseball - \$3,600.00  
Softball - \$2,600.00  
Varsity Field Hockey - \$3,500.00  
Wrestling - \$1,800.00  
Middle School Volleyball - \$2,400.00  
Replacement Fund - \$4,500.00  
**Total - \$21,400.00**

## **2009-2010 Budget Year**

Varsity Football - \$8,700.00  
Warm-ups: Various - \$10,000.00  
**Total - \$18,700.00**